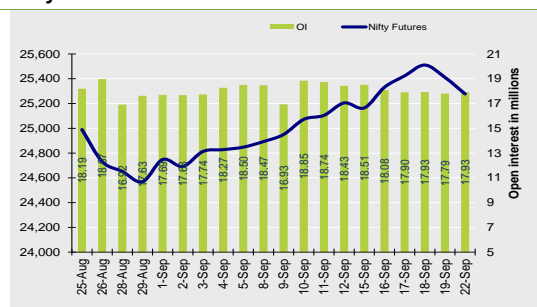


Nifty Snapshot

	Close	Prv Cl.	Ab chg	% chg
Spot	25,202.35	25,327.05	-124.70	-0.49
Futures	25,277.70	25,411.20	-133.50	-0.53
OI(ml shr)	17.93	17.79	0.13	0.75
Vol (lots)	63532	76608	-13076	-17.07
COC	75.35	84.15	-8.80	-10.5
PCR-OI	0.72	0.94	-0.22	-23.0

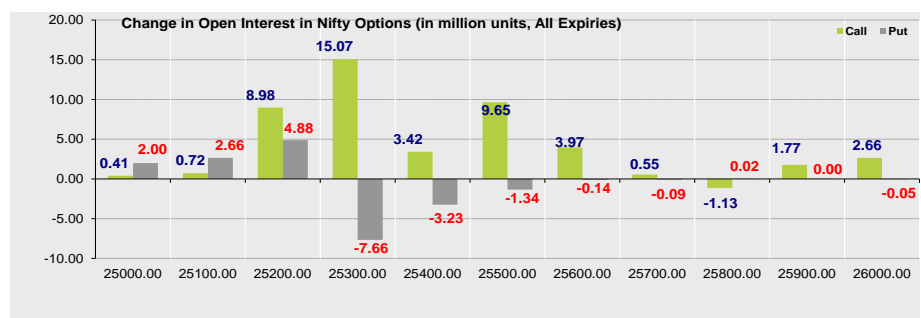
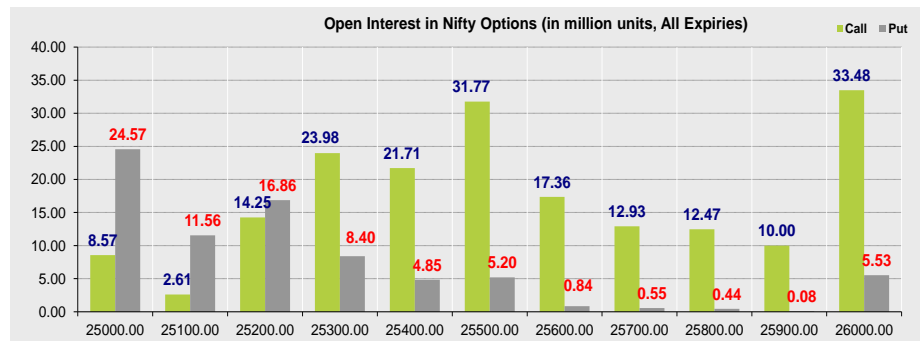
Nifty Futures Price v/s OI



Summary

- Indian markets closed on a negative note where selling was mainly seen in Pharmaceuticals, Telecom, IT. Nifty Sept Futures closed at 25277.70 (down 133.50 points) at a premium of 75.35 pts to spot.
- FII's were net sellers in Cash to the tune of 2910.09 Cr and were net buyers in index futures to the tune of 474.55 Cr.
- India VIX increased by 5.92% to close at 10.56 touching an intraday high of 10.73.

Open Interest in Nifty Options:



- The above second chart shows previous trading day's change in Nifty options where Additions in OI were seen in 25500, 25400, 25300, 25200 strike Calls and at 25000, 25100, 25200 strike Puts indicating market is likely to remain range bound in the near term.
- Highest OI build-up is seen at 26000 strike Calls and 25000 strike Puts, to the tune of 33.48mn and 24.57mn respectively.

Outlook on Nifty:

Index is likely to open on a flattish note today and is likely to remain range bound during the day.

Institutional Activity in previous trading session

(in Rs cr.)	Buy	Sell	Net
Index Futures	2730.04	2255.49	474.55
Index Options	1563233.21	1572774.34	-9541.13
Stock Futures	21879.40	22507.41	-628.01
Stock Options	38278.89	38033.70	245.19
FII Cash	9,544.69	12,454.78	-2,910.09
DII Cash	12,715.96	10,133.33	2,582.63

Net FII Activity (in Rs cr.)

Date	Idx Fut	Stk Fut	Idx Opt	Cash
22-Sep	474.6	-628.0	-9541.1	-2910
19-Sep	-604.2	-659.9	2652.8	391
18-Sep	1347.2	222.6	10799.6	367
17-Sep	1708.1	-401.8	-3533.2	-1125
16-Sep	2205.7	797.8	42519.5	308
15-Sep	222.4	-1661.9	-4430.3	-1269

Technical Pivot (Intraday):

	S2	S1	PIVOT	R1	R2
NIFTY	25160	25220	25305	25365	25455
BANKNIFTY	55165	55320	55580	55735	55995

(Price is in Rs; OI is in million units; Price chg and OI chg are in percentage) **NB RESEARCH**

Fresh Longs seen in:

Scrip	Price	Price chg	OI	OI Chg
MUTHOOTFIN	3052.9	3.9	3.3	16.7
BLUESTARCO	1987.8	1.1	2.4	11.6
CHOLAFIN	1615.1	1.7	14.9	7.5

Short Covering seen in:

Scrip	Price	Price chg	OI	OI Chg
HUDCO	240.7	5.0	28.8	-16.2
ADANIENT	2637.8	4.1	15.4	-7.0
NIFTYNXT50	69985.4	0.2	0.0	-6.1

Fresh Shorts seen in:

Scrip	Price	Price chg	OI	OI Chg
KFINTECH	1087.3	-5.0	2.8	41.1
RBLBANK	270.4	-0.9	94.3	30.7
MAZDOCK	2977.7	-0.7	3.8	13.3

Long Unwinding seen in:

Scrip	Price	Price chg	OI	OI Chg
DABUR	522.7	-2.6	25.1	-5.9
TATACHEM	975.8	-2.0	5.2	-4.4
SAMMAANCAP	141.4	-1.8	93.9	-3.7

NIFTY50 Options OI (CE OI = Resistance) (PE OI = Support)

Symbol	Highest CE OI	Highest PE OI	CMP
ADANIENT	2800	2600	2638
ADANIPTS	1460	1400	1449
APOLLOHOSP	7900	7900	7761
ASIANPAINT	2600	2500	2483
AXISBANK	1120	1100	1146
BAJAJ-AUTO	9500	9100	9066
BAJAJFINSV	2100	1900	2077
BAJFINANCE	1020	1000	1009
BEL	420	400	408
BHARTIARTL	1960	1900	1962
CIPLA	1600	1500	1546
COALINDIA	400	390	396
DRREDDY	1300	1300	1301
EICHERMOT	7000	6500	6968
ETERNAL	340	330	343
GRASIM	2900	2800	2863
HCLTECH	1500	1400	1445
HDFCBANK	1000	970	967
HDFCLIFE	800	780	789
HINDALCO	760	720	748
HINDUNILVR	2700	2600	2581
ICICIBANK	1420	1400	1406
INDIGO	5800	5700	5733
INFY	1600	1440	1502
ITC	420	410	408

NIFTY50 Options OI (CE OI = Resistance) (PE OI = Support)

Symbol	Highest CE OI	Highest PE OI	CMP
JIOFIN	320	310	315
JSWSTEEL	1200	1000	1121
KOTAKBANK	2000	2000	2028
LT	3600	3600	3654
M&M	3700	3500	3595
MARUTI	16000	15000	15766
MAXHEALTH	1200	1300	1171
NESTLEIND	1220	1200	1190
NTPC	340	330	340
ONGC	240	235	238
POWERGRID	290	280	288
RELIANCE	1500	1400	1395
SBILIFE	1880	1840	1863
SBIN	860	800	858
SHRIRAMFIN	640	620	630
SUNPHARMA	1620	1600	1645
TATACONSUM	1200	970	1133
TATAMOTORS	720	700	697
TATASTEEL	175	160	172
TCS	3200	3000	3081
TECHM	1580	1480	1507
TITAN	3600	3600	3466
TRENT	5300	5000	5018
ULTRACEMCO	13000	12500	12696
WIPRO	260	250	250

OI against MWPL				
Symbol	MWPL	Open Interest	Limit for next day	% OI
RBLBANK	121801958	129701925	Ban	106%
SAMMAANCAP	163102628	152998300	Ban	94%
HFCL	197306132	173195400	Ban	88%
TITAGARH	16037381	13424100	1811411	84%
BANDHANBNK	190337283	155689200	25131218	82%
PNBHOUSING	37416542	30067050	5478664	80%
NATIONALUM	178967755	142601250	27418117	80%
ANGELONE	12863513	10092500	2127837	78%
OFSS	4769908	3706575	824837	78%
LICHSGFIN	60244101	45715000	11516895	76%
NMDC	689383367	516280500	138633698	75%
SAIL	289148547	212411800	62279319	73%
TATAELXSI	6987155	4982100	1655697	71%
CDSL	35530000	24767925	8985575	70%
PNB	687763516	472672000	180703340	69%
KALYANKJIL	76736012	51920900	20978311	68%
INDUSINDBK	125074379	84543200	34277460	68%
MCX	10180563	6814375	2857159	67%
LTF	169036274	112625342	47959118	67%
BSE	64513850	42696750	18591407	66%
CANBK	672420574	442300500	196499045	66%
ABCAPITAL	163088564	105595300	49338835	65%
EXIDEIND	91809066	59369400	27849212	65%
IDEA	16128051291	10173680025	5147968701	63%
TATACHEM	31600651	19911450	10109168	63%
UPL	112304777	70690350	35999188	63%
RVNL	113255281	70126375	37466141	62%
ADANIENT	60081955	36822300	20255557	61%
IEX	177860058	106747500	62219555	60%
IREDA	158681547	93998700	56748769	59%
BANKBARODA	372635498	220653225	133350498	59%
PGEL	31863579	18776800	11493600	59%
BDL	18382289	10790975	6672199	59%

[illegible]

Derivative Recommendations:

Stock Name	Call (Buy/Sell)	Entry price	Targets	Stop Loss	Duration	Status
HFCL Future	Buy	78.5	87	74	1-2 Days	Open
BANKNIFTY 55500 CE	Buy	311	500	210	1-2 Days	Open
NIFTY 25200 CE	Buy	70	130	40	1-2 Days	Open

FROM THE EQUITY DERIVATIVE DESK:

NIRAV HARISH CHHEDA

AVP - DERIVATIVES AND TECHNICAL RESEARCH

E-Mail: nirav.chheda@nirmalbang.com

Tel no: 6273-8199/8000

AMIT BHUPTANI

SNR.DERIVATIVES AND TECHNICAL RESEARCH ANALYST

E-Mail: amit.bhuptani@nirmalbang.com

Tel no: 6273-8242/8000

DISCLOSURES

Research Reports that are published by Nirmal Bang Securities Private Limited (hereinafter referred to as "NBSPL") are for private circulation only. NBSPL is a registered Research Analyst under SEBI (Research Analyst) Regulations, 2014 having Registration no. INH000001766. NBSPL is also a registered Stock Broker with National Stock Exchange of India Limited, BSE Limited, Metropolitan Stock Exchange of India Limited, Multi Commodity Exchange of India Limited, National Commodity and Derivative Exchange Limited and Indian Commodity Exchange Limited in cash and Equity and Commodities derivatives segments.

NBSPL has other business divisions with independent research teams separated by Chinese walls, and therefore may, at times, have different or contrary views on stocks and markets.

NBSPL or its associates have not been debarred / suspended by SEBI or any other regulatory authority for accessing / dealing in securities Market. NBSPL, its associates or analyst or his relatives do not hold any financial interest (Except Investment) in the subject company. NBSPL or its associates or Analyst do not have any conflict or material conflict of interest at the time of publication of the research report with the subject company. NBSPL or its associates or Analyst or his relatives may or may not hold beneficial ownership of 1% or more in the subject company at the end of the month immediately preceding the date of publication of this research report.

NBSPL or its associates / analyst has not received any compensation / managed or co-managed public offering of securities of the company covered by Analyst during the past twelve months. NBSPL or its associates have not received any compensation or other benefits from the company covered by Analyst or third party in connection with the research report. Analyst has not served as an officer, director or employee of Subject Company. NBSPL / analyst has not been engaged in market making activity of the subject company.

Analyst Certification: The research analysts and authors of these reports, hereby certify that the views expressed in this research report accurately reflects my/our personal views about the subject securities, issuers, products, sectors or industries. It is also certified that no part of the compensation of the analyst(s) was, is, or will be directly or indirectly related to the inclusion of specific recommendations or views in this research. The analyst(s) principally responsible for the preparation of this research report and has taken reasonable care to achieve and maintain independence and objectivity in making any recommendations.

DISCLAIMER

This report is for the personal information of the authorized recipient and does not construe to be any investment, legal or taxation advice to you. NBSPL is not soliciting any action based upon it. Nothing in this research shall be construed as a solicitation to buy or sell any security or product, or to engage in or refrain from engaging in any such transaction. In preparing this research, we did not take into account the investment objectives, financial situation and particular needs of the reader.

This research has been prepared for the general use of the clients of NBSPL and must not be copied, either in whole or in part, or distributed or redistributed to any other person in any form. If you are not the intended recipient you must not use or disclose the information in this research in any way. Though disseminated to all the customers simultaneously, not all customers may receive this report at the same time. NBSPL will not treat recipients as customers by virtue of their receiving this report. This report is not directed or intended for distribution to or use by any person or entity resident in a state, country or any jurisdiction, where such distribution, publication, availability or use would be contrary to law, regulation or which would subject NBSPL & its group companies to registration or licensing requirements within such jurisdictions.

The report is based on the information obtained from sources believed to be reliable, but we do not make any representation or warranty that it is accurate, complete or up-to-date and it should not be relied upon as such. We accept no obligation to correct or update the information or opinions in it. NBSPL or any of its affiliates or employees shall not be in any way responsible for any loss or damage that may arise to any person from any inadvertent error in the information contained in this report. NBSPL or any of its affiliates or employees do not provide, at any time, any express or implied warranty of any kind, regarding any matter pertaining to this report, including without limitation the implied warranties of merchantability, fitness for a particular purpose, and non-infringement. The recipients of this report should rely on their own investigations.

This information is subject to change without any prior notice. NBSPL reserves its absolute discretion and right to make or refrain from making modifications and alterations to this statement from time to time. Nevertheless, NBSPL is committed to providing independent and transparent recommendations to its clients, and would be happy to provide information in response to specific client queries.

Before making an investment decision on the basis of this research, the reader needs to consider, with or without the assistance of an adviser, whether the advice is appropriate in light of their particular investment needs, objectives and financial circumstances. There are risks involved in securities trading. The price of securities can and does fluctuate, and an individual security may even become valueless. International investors are reminded of the additional risks inherent in international investments, such as currency fluctuations and international stock market or economic conditions, which may adversely affect the value of the investment. Opinions expressed are subject to change without any notice. Neither the company nor the director or the employees of NBSPL accept any liability whatsoever for any direct, indirect, consequential or other loss arising from any use of this research and/or further communication in relation to this research. Here it may be noted that neither NBSPL, nor its directors, employees, agents or representatives shall be liable for any damages whether direct or indirect, incidental, special or consequential including lost revenue or lost profit that may arise from or in connection with the use of the information contained in this report.

Copyright of this document vests exclusively with NBSPL. Our reports are also available on our website www.nirmalbang.com